



# The “Monkey Dentists” of Wichita

A pediatric practice grows and increases their legion of young fans

## DESIGN TEAM

### Contractor

Simpson Construction Services

### Architect

Shelden Architecture

### Lead Installation Technician

Ray Browning

### Installation Technicians

Mark Mazurkewycz

Marc Hohenfeldt

Bill Wittaker

Mike Potterton

### Equipment Specialist

Dennis Thome

### Sales Representative

Pete Damico

### Senior Interior Designer

Inga Paul

Three years ago, Children’s Dental Professionals, a pediatric dentistry practice in Wichita, Kansas, had it all. Patients flocked to the practice because of its two talented pedodontists, an enthusiastic and devoted staff, and a commitment to bring specialized services to the community, such as sedation dentistry and treatment for children with special needs.

Children’s Dental Professionals had it all, except for this: enough room for both dentists to see patients in the same building, at the same time. Their old office was so cramped that Dr. Crystal Walker and Dr. Mariah Frazier scheduled patients on opposite days to maximize their 6 dental bays. The situation got so tight, in fact, that the practice began renting space at another office across the street to keep up with their patient volume. And because the staff had grown along with the practice, the entire team was affected by the tight quarters. The sterilization room was the size of a small bathroom, and during meetings, the staff spilled out into the hall because they couldn’t all fit in the break room.

Drs. Walker and Frazier knew there had to be a better way, but they were locked into their lease for the next four years. Pete Damico, their Goetze Dental sales representative, showed them an article featuring Dentistry for Children, an under-the-sea themed pediatric practice in Kansas City, Missouri. Goetze Dental was part of the design build team for this practice. The doctors fell in love and scheduled a trip to Kansas City to visit the practice and get ideas. As they were dreaming, Walker and Frazier ran the numbers. They realized

WRITTEN BY Orlando Content Marketing

DESIGNED BY Ashley Cameron

PHOTOGRAPHY COURTESY OF Simpson Construction Services



**Left:** Welcoming reception combines contemporary lines, colors, and natural wood elements

**Right:** Checkout desk

the increase in productivity that would result from a larger space would offset the losses incurred from breaking the lease on their existing practice.

The new Children’s Dental Professionals project broke ground soon after, 100 yards from their old practice. Simpson Construction was in charge of the new build, which multiplied the size of the office from 2400 to 8200 square feet. Six bays expanded to 13, and two recovery rooms were dedicated to patients waking up from anesthesia. From start to finish, the process of creating the new office--getting funding, buying the land, then designing, building, and fully outfitting the space--took a year, although “the time we took out of our lives to make the office happen was pretty minimal,” says Dr. Walker.

Goetze was on site for the entire buildout: equipment specialist Dennis Thome attended all the weekly Monday night meetings to advise on construction. Dr. Frazier comments that “Dennis was so proactive that he already had solutions for things we thought would be a concern.” Thome also helped the dentists select all the equipment

for the new office. The Maxstar Orbit Delivery Systems are a highlight; Dr. Frazier jokes that “dentists look at other dentists’ tools like men look at each other’s garages.”

Damico is also hands-on with his clients: when a call from Children’s Dental Professionals comes in, he always takes it. He shares the story of how one day while he was out with his wife, the practice contacted him to fix some handpiece tubing that had a hole in it. The tubing had developed a leak because the handpiece it was attached to had been in constant use that day. Damico checked with his wife, then they stopped by the office to repair the tubing. Even though Damico had on shorts and flip-flops, the office was seeing patients, so it needed to be fixed immediately.

Just like Damico, the patient base of Children’s Dental Professionals feels a similar dedication to the practice and its staff. Office administrator Amanda Wright tells of how patients would stop by after the new office opened in August 2015, just to walk through the building for a tour.



FROM START TO FINISH, THE PROCESS OF CREATING THE NEW OFFICE -- GETTING FUNDING, BUYING THE LAND, THEN DESIGNING, BUILDING, AND FULLY OUTFITTING THE SPACE--TOOK A YEAR, ALTHOUGH “THE TIME WE TOOK OUT OF OUR LIVES TO MAKE THE OFFICE HAPPEN WAS PRETTY MINIMAL,” SAYS DR. WALKER.



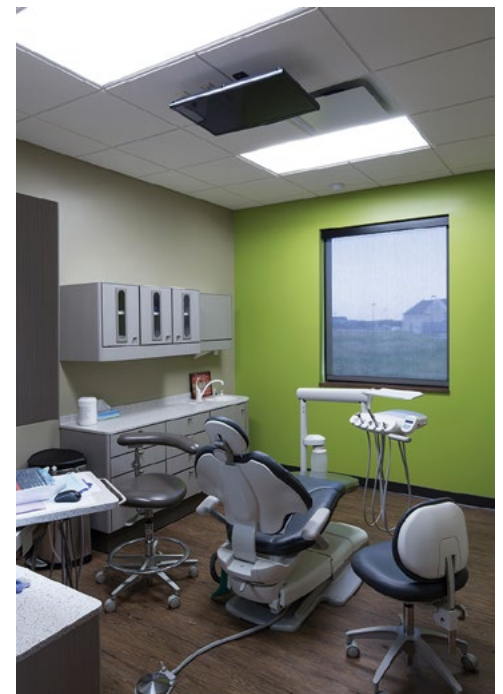
THE FOCAL POINT OF THE OLD OFFICE,  
A LIFE-SIZED INDOOR TREE, HAS BEEN  
BROUGHT OVER TO THIS OFFICE AND  
PAIRED WITH ANOTHER CUSTOM-MADE  
TREE FROM NATUREMAKER.


One especially grateful parent dropped off a celebratory gift of Sonic cherry limeades for the entire team, a funny treat for an office of dental professionals!

So what's the feature of the new building that everyone is talking about? The focal point of the old office, a life-sized indoor tree, has been brought over to this office and paired with another custom-made tree from Naturemaker. One of the structures lives in the lobby, while the other presides over the kids' play area. "Everyone comments on the trees, how big and beautiful they are," says Dr. Walker. The steel sculptures, which Naturemaker builds to be botanically accurate, brings the practice's monkey logo to life; Dr. Frazier mentions that kids around town simply refer to Children's Dental Professionals as the "monkey dentist." Coming from the children, that's the highest compliment.

Some of the building's most special features are located in the patient treatment area. Because of the new IV sedation rooms, Children's Dental Professionals can now use their own office to treat children in need of more intensive care. Previously, the dentists were performing these procedures across the street in a space leased from another dental practice. More room for IV sedation also means care for more special needs patients, many of whom come into the office once a year to have all their dental work done under anesthesia. Dr. Frazier says that these parents "don't have as many options" for their kids' dentistry, so their practice is happy to provide that service. Including the IV sedation rooms in the new build (rather than retrofitting a room after the fact) meant that it could be designed specifically for the nurse anesthetists' large equipment.

Below: Operatories



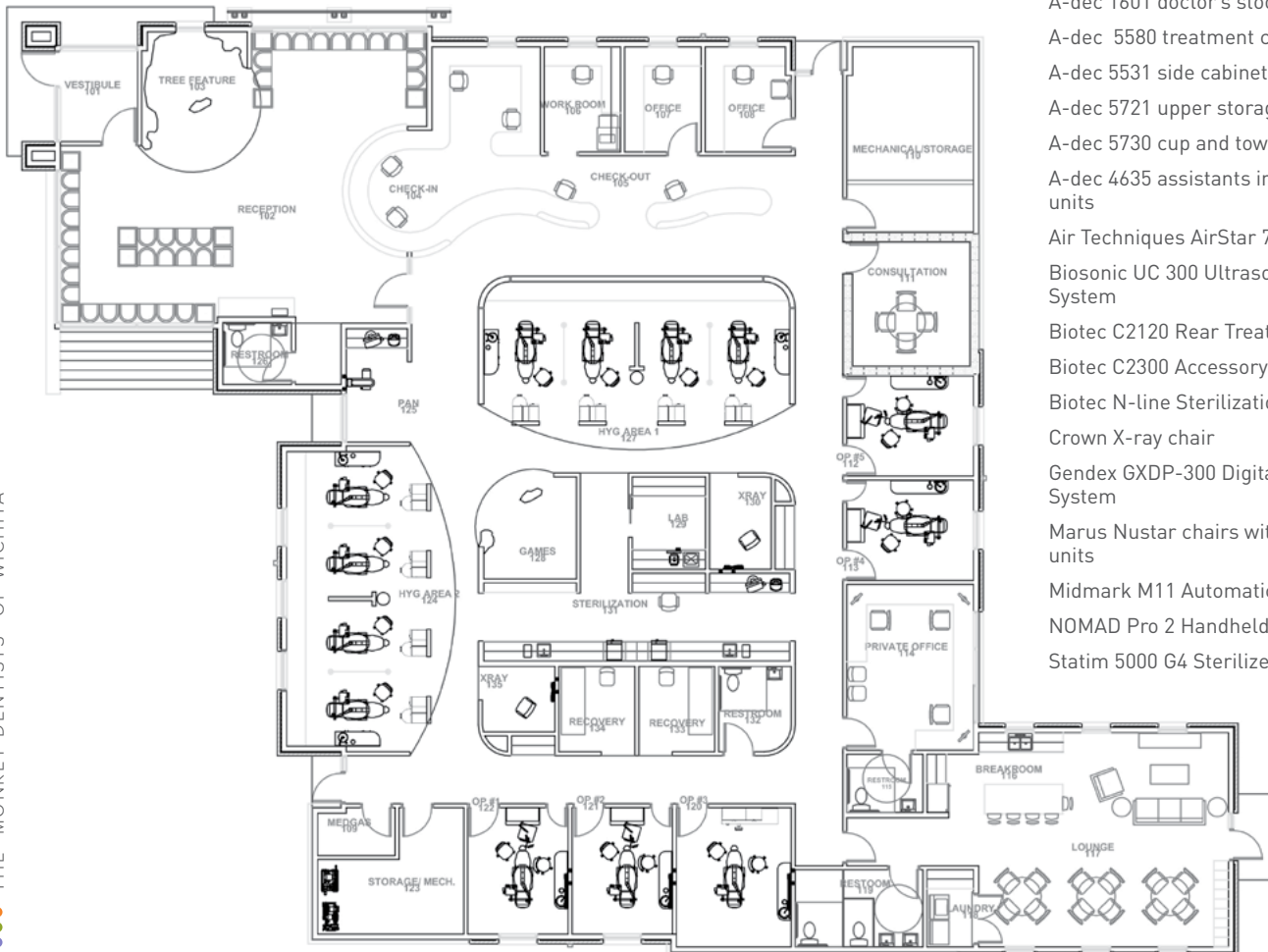


**Left:** Work station  
**Right:** Sterilization

More square footage also means more room for the staff to spread out. The bathroom-sized sterilization room is now an efficient galley, and the break room is big enough to house a full-size washer and dryer so the entire team can wash their scrubs. As Dr. Frazier puts it: "now that we have the space to get our job done, we can see emergency patients easier, which means we don't have to work into lunch and other times." Just as they had planned, the bigger office has meant increased productivity, and in turn, an increase in the team's quality of life.

Dr. Walker notes that their practice stands out because "the whole team is dedicated to making a relationship with the patients. We want to be efficient, we want to stay on time, but the relationships are really important." And now that they have all this additional space, the team can cultivate those connections with even more patients.

## FLOORPLAN



## NEW EQUIPMENT LIST

- Acteon Sopro 617 cameras
- A-dec 411 chairs with 332 radius units
- A-dec 1601 doctor's stools
- A-dec 5580 treatment consoles
- A-dec 5531 side cabinets
- A-dec 5721 upper storage cabinets
- A-dec 5730 cup and towel dispensers
- A-dec 4635 assistants instrumentation units
- Air Techniques AirStar 70 Compressor
- Biosonic UC 300 Ultrasonic Cleaning System
- Biotec C2120 Rear Treatment Consoles
- Biotec C2300 Accessory cabinets
- Biotec N-line Sterilization Center
- Crown X-ray chair
- Gendex GXDP-300 Digital Panoramic X-ray System
- Marus Nustar chairs with Maxstar Orbit units
- Midmark M11 Automatic Sterilizer
- NOMAD Pro 2 Handheld X-ray system
- Statim 5000 G4 Sterilizer

