

Planmeca Emerald™

The crown jewel of intraoral scanning









PLANMECA

Why go digital?

Improve usability and comfort with intraoral scans

It makes plain sense to enter the world of intraoral scanning – digital impressions are more convenient for your team to capture and more comfortable for your patients. They offer numerous advantages over traditional impressions.


-  Faster, easier, and more comfortable
-  Single appointment treatments due to saved time
-  Superior digital accuracy
-  New treatment possibilities
-  Digital transfer and storage
-  Cost savings on materials and shipping



Planmeca Emerald™

Next-gen intraoral scanner

Planmeca Emerald™ represents the highest level of intraoral scanning available in the world today. The fast, lightweight, and accurate scanner has been designed with premium usability in mind.



Easy to share

Plug-and-play capability allows effortless sharing between operatories and laptops

Small and lightweight

Compact and ergonomic body – easily fits in your hand for more control while capturing images

Superior accuracy with outstanding speed

Captures images at lightning speed with a richer and more vibrant colour palette

Reliable infection control

Smaller, seamless, and autoclavable tips for enhanced infection control

Replaceable cord

Reduces wear and tear, extending the scanner's life cycle

Hygienic hands-free operation

The scanner's two buttons allow the scanning software to be operated without touching a mouse or keyboard. The dental unit integrated scanner can also be controlled from a foot pedal

Active antifog feature

Automatic fog prevention allows continuous scanning and reduces scan times

Specifications

Planmeca dental unit integration	✓
Smart two-button function	✓
True colour scanning	✓
Scans intraorally, impressions and models	✓
Heated mirror guarantees non-fogging operation	✓
Autoclavable tip	✓
Powder-free scanning	✓

Data output	Open STL and PLY
Scanning technology	Projected pattern triangulation
Light source	Red, green, and blue lasers
Field of view	17.6 x 13.2 mm
Dimensions	Scanner with tip: 41 x 45 x 249 mm
Weight	Scanner with tip: 235 g
Connecting cable	USB 3.0/USB-C

Minimum PC system requirements

Processor	Intel i7, 7th generation (7700 series) or better
RAM	16 GB
Graphics card	NVIDIA GeForce GTX 1060 4 GB or better
Monitor	Full HD resolution
Cable interface	USB 3.0
Operating system	Windows 10 (64 bit) Pro

Vast range of indications

Expand your clinical capabilities

Planmeca Emerald™ is a flexible intraoral scanner that supports various different workflows. With a wide range of treatment options, the scanner offers benefits across several specialities.

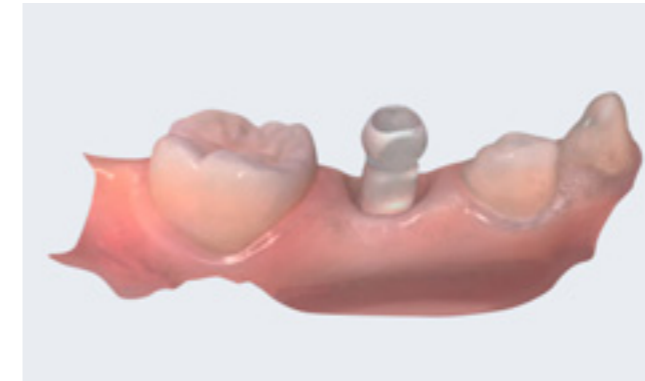
Full Arch Scanning

- Scan a full dental arch in under a minute
- Send scans to the lab of your choice or use them in your own digital workflows
- Document your patients' teeth for future use and comparisons



2D Snapshot

- Use Planmeca Emerald as an intraoral camera and capture 2D snapshots with natural colours
- Engage patients, document existing conditions, or consult with colleagues



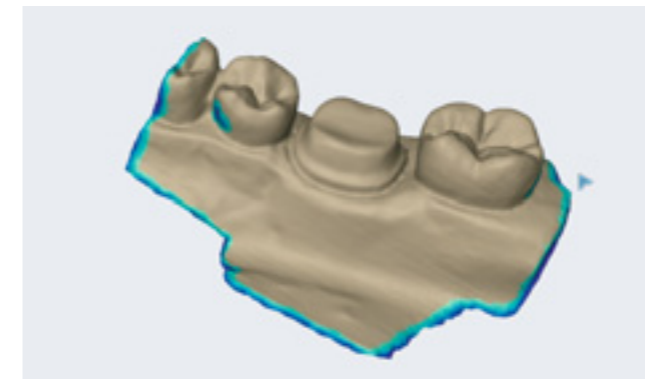
Implantology

- Scan implant positions with the help of scan bodies for abutment design
- Scan abutments to create crowns and bridges on top of them
- Combine scan data with a CBCT image for digital implant planning and surgical guide design



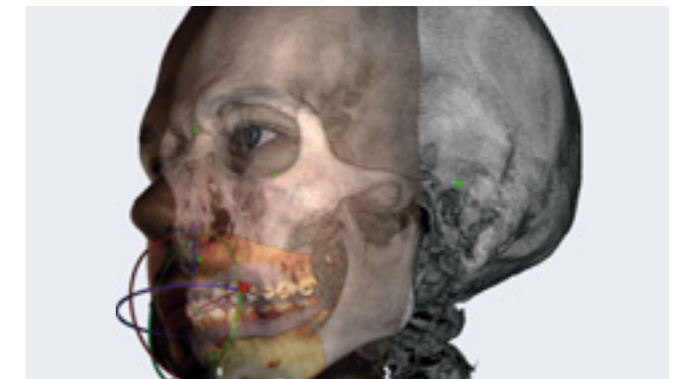
Orthodontics

- Scan full arches for digital orthodontic treatment planning
 - Combine intraoral scan data with a CBCT image
 - Design aligners, other appliances, and indirect bonding trays
- Scan arches with brackets
- Follow treatment progress and results
- Take advantage of the scanner's compatibility with various orthodontic systems



Prosthodontics

- Get instant feedback
 - Check your preparations from the computer screen
 - Measure if there is enough space for restorations
- Scan preparations and abutments to create
 - Crowns
 - Inlays and onlays
 - Veneers
 - Bridges
- Scan temporary restorations and wax-ups to create final designs
- Scan full arches to create:
 - Dental splints, removable prostheses, and other prosthetic indications



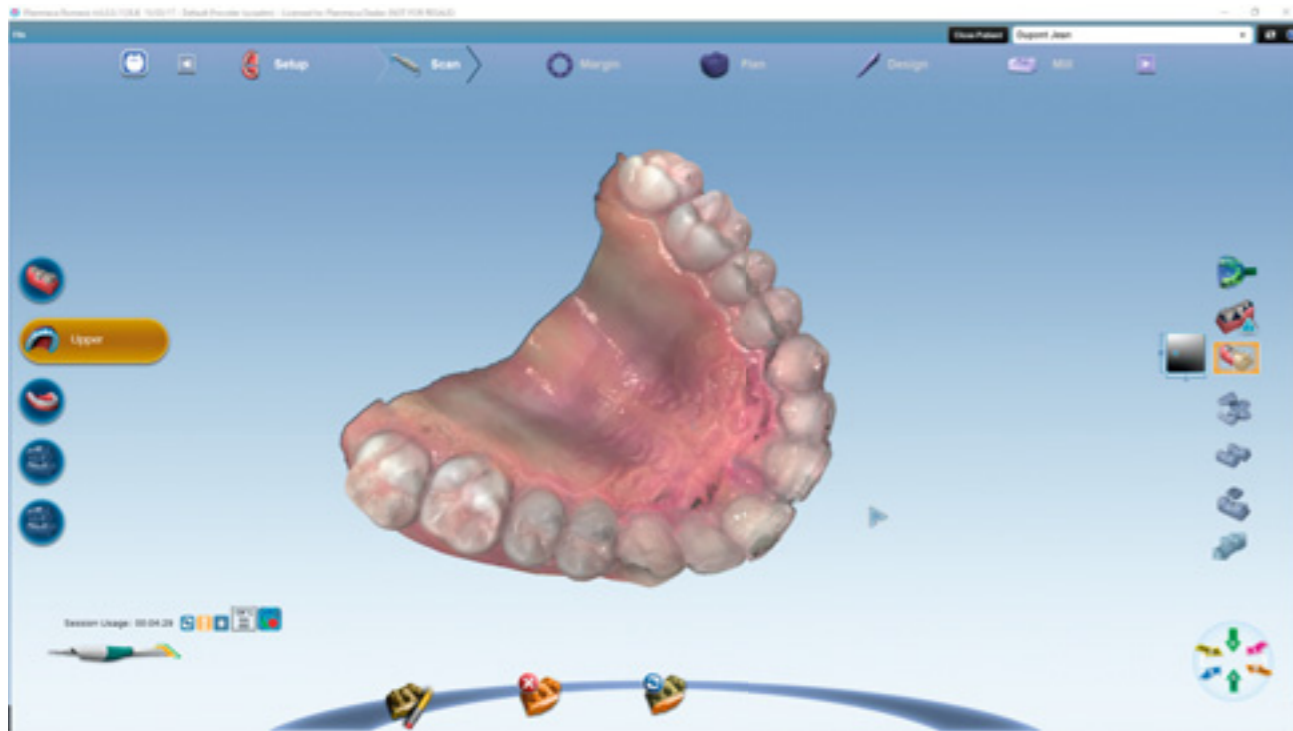
Maxillofacial surgery

- Combine intraoral scans with CBCT data for treatment planning and manufacturing prostheses

Smart scanning software

Keep improving with Planmeca PlanCAD® Easy

The intuitive **Planmeca PlanCAD® Easy** software guarantees a smooth scanning experience at all times. With open export and import options, regular updates, and constant new features, the software is always at the cutting edge of intraoral scanning.



Intuitive usability

Planmeca Emerald's scanning software **Planmeca PlanCAD® Easy** is effortless and intuitive to use – offering flexibility to match your preferred workflows.



Open software

Planmeca PlanCAD Easy is truly open and allows you to export digital impressions to third parties. You can easily send your scans to dental laboratories using our cloud service.



High quality scans

Planmeca Emerald and Planmeca PlanCAD Easy provide guaranteed accuracy – with clear margin lines and beautiful colours due to advanced scanning technology and HighRes pictures that can be superimposed onto scans.



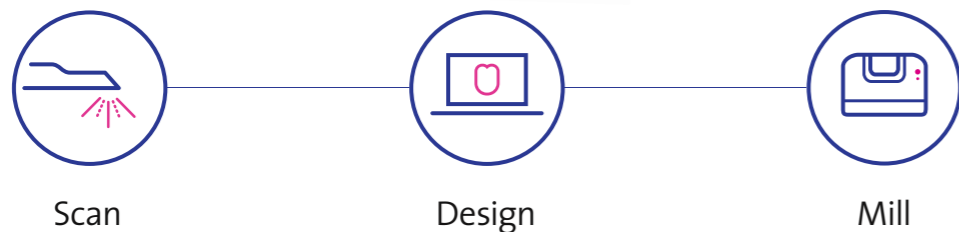
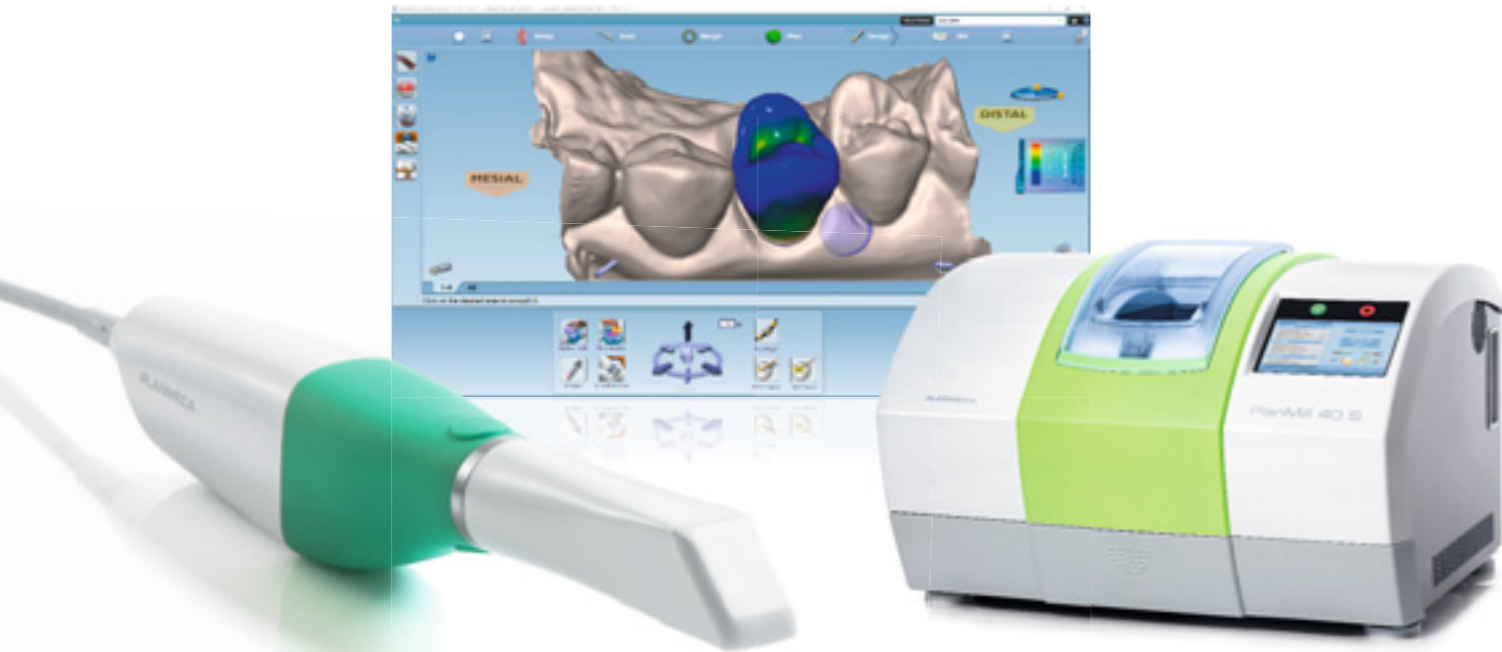
All-in-one software

There is no need for time-consuming data imports and exports – our **Planmeca Romexis®** all-in-one software allows intraoral scans to be combined with CBCT images for e.g. implant planning and designing guides.

Full chairside integration

Increase productivity with optimised workflows

Planmeca Emerald™ is an integrated part of the Planmeca FIT® chairside CAD/CAM system. It offers a convenient and fast workflow for producing high quality restorations – scanning with Planmeca Emerald, designing with Planmeca PlanCAD® Easy and manufacturing with the Planmeca PlanMill® 40 S or Planmeca PlanMill® 30 S milling units.



OPTIMISED CHAIRSIDE WORKFLOW

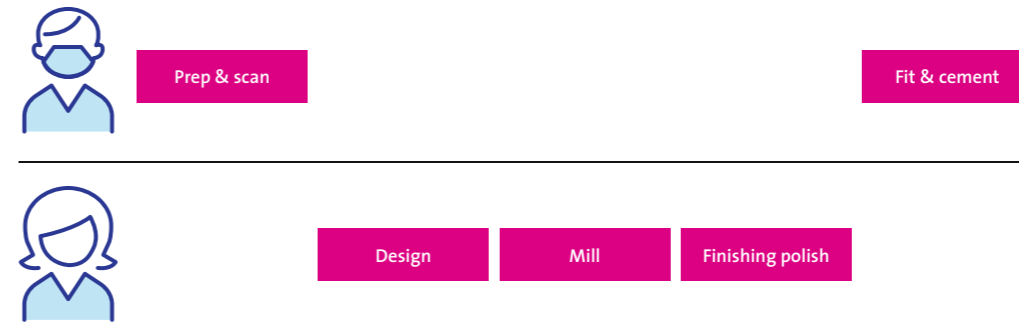
Treat 1 patient in 1 hour



One user



Two users in different locations



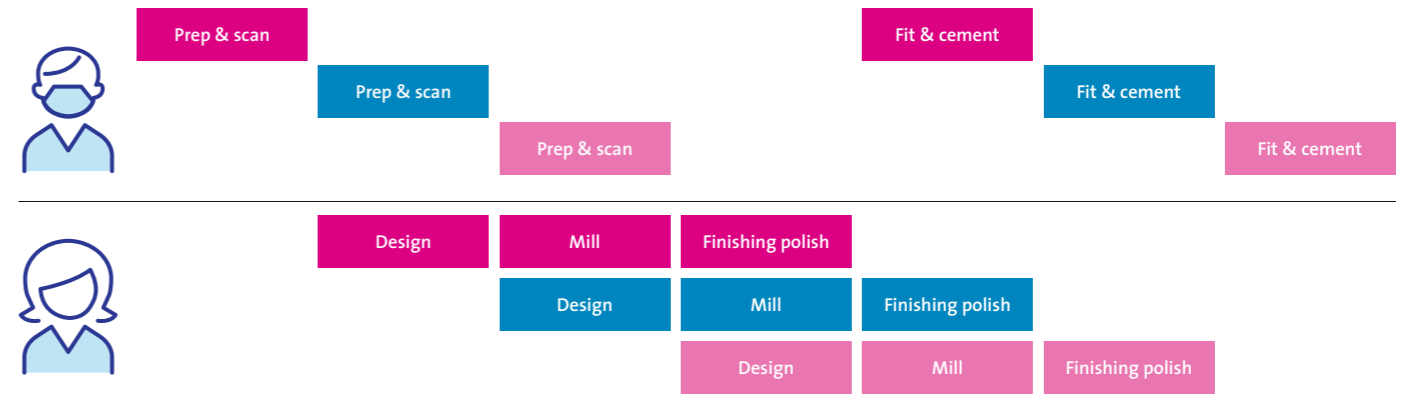
Planmeca FIT® is a completely streamlined approach to high-quality dental care. Instead of two visits, it allows patients to be treated in one hour – with no temporary crowns or physical dental models required. Ensure full patient satisfaction and efficiency at all phases with Planmeca FIT one-hour dentistry!

MAXIMISED UPTIME

Treat 3 patients in 1.5 hours



Two users working as a power team



Planmeca FIT® enables you to maximise your clinic's uptime by eliminating non-productive steps. With intelligent Planmeca Romexis® software licensing, different work phases (scan, design and manufacture) can be performed simultaneously by different users. This allows you to treat more patients in a shorter period of time and utilise resources to the fullest.

One software for all.



Planmeca Oy designs and manufactures a full line of industry-leading dental equipment, including 3D and 2D imaging devices, CAD/CAM solutions, dental care units and software. Planmeca Oy, the parent company of the Finnish Planmeca Group, is strongly committed to better care through innovation, and it is the largest privately held company in the field.

PLANMECA

Asentajankatu 6 | 00880 Helsinki | Finland | tel. +358 20 7795 500 | fax +358 20 7795 555 | sales@planmeca.com | www.planmeca.com

Images may contain optional items not included in standard delivery. Available configurations and features may have country or area specific variations. Some products displayed above may not be available in all countries or areas. Rights for changes reserved.

Planmeca, All in one, Anamat Plus, Cobra, Comfy, DentreVac, Digital perfection, Economat Plus, Elegant, Flexy, Mini-dent, Perio Fresh, PlanEasyMill, Planmeca 4D, Planmeca AINO, Planmeca ARA, Planmeca CAD/CAM, Planmeca CALM, Planmeca Chair, Planmeca Clarify, Planmeca Compact, Planmeca Creo, Planmeca Emerald, Planmeca FIT, Planmeca Intra, Planmeca iRomexis, Planmeca Lumion, Planmeca Lumo, Planmeca Maximity, Planmeca Minea, Planmeca Minendo, Planmeca Minetto, Planmeca mRomexis, Planmeca Noma, Planmeca Olo, Planmeca Online, Planmeca PlanCAD, Planmeca PlanCAM, Planmeca PlanClear, Planmeca PlanID, Planmeca PlanMill, Planmeca Planosil, Planmeca PlanPure, Planmeca PlanScan, Planmeca PlanView, Planmeca ProCeph, Planmeca ProFace, Planmeca ProLD, Planmeca ProMax, Planmeca ProModel, Planmeca ProOne, Planmeca ProScanner, Planmeca ProSensor, Planmeca ProX, Planmeca Romexis, Planmeca Serenus, Planmeca SingLED, Planmeca SmartGUI, Planmeca Solanna, Planmeca Sovereign, Planmeca Ultra Low Dose, Planmeca Vision, Planmeca Viso, Planmeca Verity, Planmeca Waterline Cleaning System, Planmeca Xtremity, Proline Dental Stool, ProTouch, Saddle Stool, SmartPan, SmartTouch, Trendy, and Ultra Relax are registered or non-registered trademarks of Planmeca in various countries.

