



VATECH ASSURANCE



# BEYOND 2D, DEPTH ADDED PANORAMA



## PaX-i INSIGHT



- ADVANCED IMAGE SOLUTION WITH INSIGHT PAN
- MINIMIZE MOTION ARTIFACTS WITH RAPID CEPH TECHNOLOGY
- EZDENT-I : QUICK AND EASY DENTAL IMAGING SOFTWARE

Using the PaX-i Insight's Next Generation Panoramic Technology, Discover:

- ✓ Hidden multi roots and canals
- ✓ Location of pulp and gutta-percha
- ✓ Broken files or root fractures

# PaX-i INSIGHT

BEYOND 2D, DEPTH ADDED PANORAMA

## ADVANCED IMAGE SOLUTION WITH INSIGHT PAN

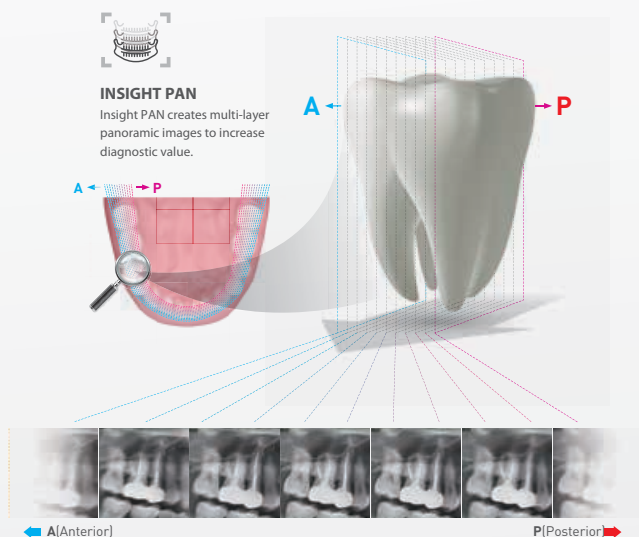


The next evolutionary step forward in panoramic imaging.

The PaX-i Insight is capable of taking a multi-layered panoramic image called an Insight Pan which provides a unique, in-depth look across a single focal trough.

Because each patient may have a slightly different arch, conventional panoramic images may occasionally miss important details which land outside of a single focal layer.

Insight Pans are capable of capturing multiple-layered images, insuring that all details are captured in a depth-added panoramic image.



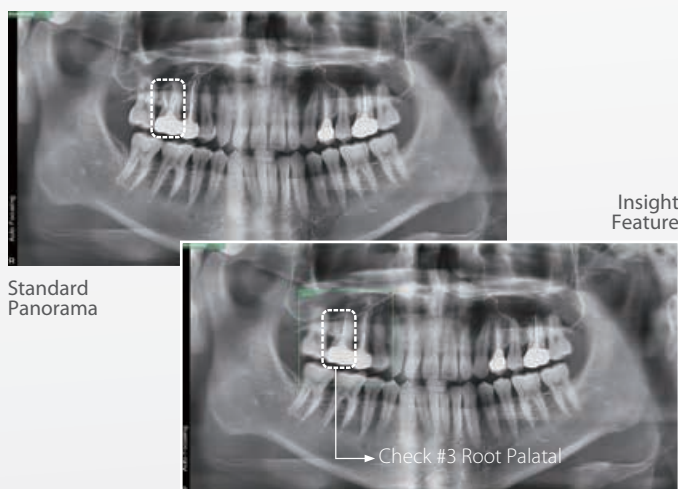
## WHAT IS INSIGHT?

The next-generation in panoramic technology, Insight pans allow doctors to obtain never before seen, in-depth diagnostic information from the anterior to posterior on a digital panoramic image.

The Insight feature allows doctors to explore their region of interest, giving the capability to find mesiobuccal, distobuccal, and even palatal root information.

**Using the PaX-i Insight's Next Generation Panoramic Technology, Discover:**

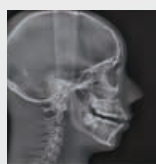
- ✓ Hidden multi roots and canals
- ✓ Location of pulp and gutta-percha
- ✓ Broken files or root fractures



## MINIMIZE MOTION ARTIFACTS WITH RAPID CEPH TECHNOLOGY

The next step in cephalometric technology, Vatech's new Rapid Ceph minimizes motion artifacts and enables faster diagnostic work flow while providing the highest quality digital image.

**Great Clinical Care With Rapid Ceph Technology**



## EZDENT-I: QUICK AND EASY DENTAL IMAGING SOFTWARE

EzDent-i provides a wide array of functions designed to streamline the dental workflow. It conveniently performs specialized diagnosis and consultation via our easy-to-use user interface.



- Diagnosis**
  - Depth added diagnostics with Insight Pan
- Simulation**
  - 2-click implant simulation
  - Natural tooth whitening simulation
  - Simplified canal tracing
- Consultation**
  - 244 consultation videos
  - Add user-created consultation contents