



VATECH ASSURANCE



No More than what you *want*, No Less than what you *need*



NEW

i3D *Smart*

- One Scan, Two Images : 2D and 3D Images produced in One Scan
- 5 x 5 and extended 10 x 9 (Anatomical 12X9) FOV
- Innovative Compressed Sensing Technology

10
year
CT SENSOR & TUBE
WARRANTY

* This promotion is valid until March 31st 2018

5
year
FULL PARTS
WARRANTY

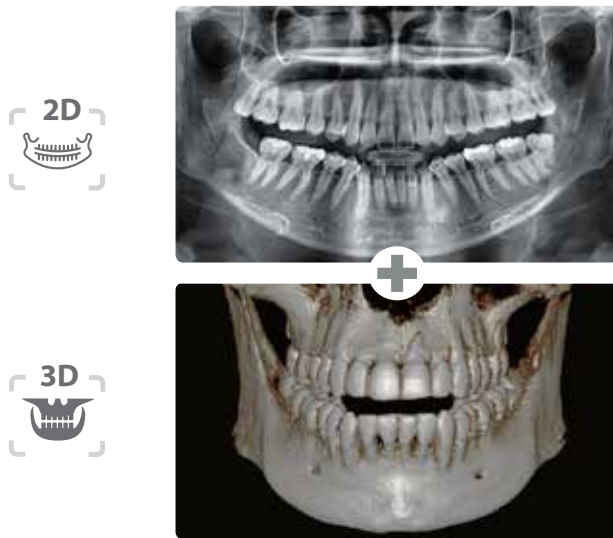
* This promotion is valid until March 31st 2018



Smart Innovation for ACCURATE DIAGNOSIS

One Scan, Two Images

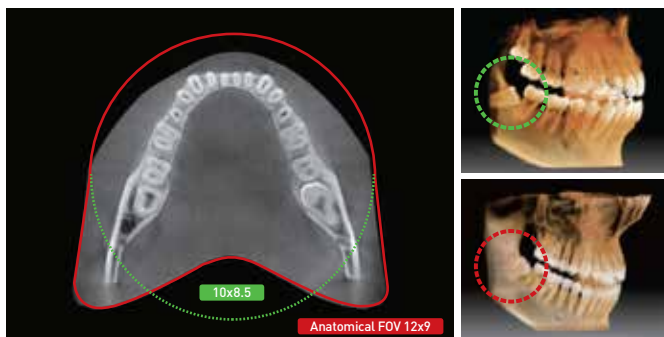
One scan with i3D Smart gives you not just a CT image but also an Auto Pano image. This means, patients who require both images do not need to undergo two X-ray scans. Also, CT and Auto Pano images are displayed within One Viewer.



*Panoramic exclusive mode is provided

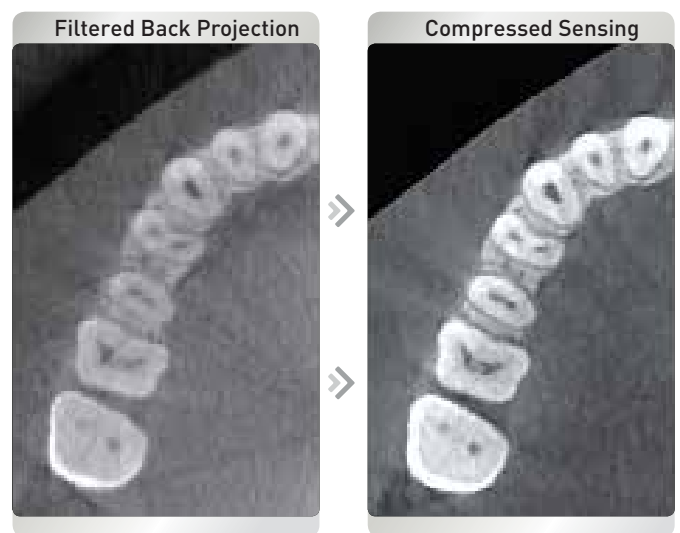
Extended Arch Shaped FOV

The innovative FOV of i3D Smart provides an arch-shaped volume, which shows a wider view of dentition compared to other devices of the same FOV. When the tooth is lying on its side, there is a high possibility that the tooth will be cut out of the image. The "arch-shaped volume" eliminates this possibility and shows the hidden dentition area.



Innovative Compressed Sensing Technology

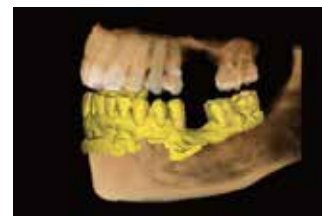
3D image quality is dramatically improved based on the innovative image reconstruction technology.



3D Scanning for Model (Applicable for i3D Smart RC)

3D model scan enables users to store plasters as digital models.

Digitized One-stop Clinic



[CAD/CAM integration]

- Sufficient level of detail for surgical guide design



[Specially designed Jig]

- Stable platform from partial model to full model scanning

*3D scanning for Plaster Cast with FOV 10x8.5 (cm)